

Sonal Mercantile Ltd.

REGD. OFFICE: 105/33, VARDHMAN GOLDEN PLAZA ROAD NO.44
PITAMPURA, DELHI - 110 034 E-MAIL: gopalbansal1975@yahoo.com

Date: 15-01-2014

To
The Manager (Listing),
Delhi Stock Exchange,
3/1, Asaf Ali Road,
New Delhi-110002

Sub: Submission of the Shareholding Pattern
Ref: Clause 35 of the Listing Agreement

Dear Sir,

With reference to the above captioned matter, pursuant to the provisions of Clause 35 of the Listing Agreement, please find enclosed the Shareholding Pattern for the quarter ended 31st December, 2013.

Kindly acknowledge the receipt of the same.

Thanking you,

For Sonal Mercantile Limited

For Sonal Mercantile Ltd.


Director **Director**

Introductory sub-table (I)(a)

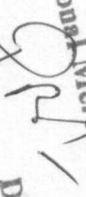
Name of the Company: SONAL MERCANTILE LIMITED					
Scrip Code, Name of the scrip, class of security: Equity					
Quarter ended: 01/10/2013 - 31/12/2013					
Partly paid-up shares:-		No. of partly paid-up shares	As a % of total no. of partly paid-up shares	As a % of total no. of shares of the company	
Held by promoter/promoter group		0	0	0	
Held by public		0	0	0	
Total - D		0	0	0	
Outstanding convertible securities:-					
		No. of outstanding securities	As a % of total no. of outstanding convertible securities	As a % of total no. of shares of the company, assuming full conversion of the convertible securities	
Held by promoter/promoter group		0	0	0	
Held by public		0	0	0	
Total - E		0	0	0	
Warrants:-					
		No. of warrants	As a % of total no. of warrants	As a % of total no. of shares of the company, assuming full conversion of warrants	
Held by promoter/promoter group		0	0	0	
Held by public		0	0	0	
Total - F		0	0	0	
Total paid-up capital of the company, assuming full conversion of warrants and convertible securities		14738525	100	100	

For Sonal Mercantile Ltd.

 Director

Statement Showing Shareholding Pattern

		Table (I)(a)			Total shareholding as a percentage of total number of shares		Shares Pledged or otherwise encumbered	
Category code	Category of Shareholder	Number of Shareholders	Total number of shares	Number of shares held in dematerialized form	As a percentage of (A+B) ¹ (VI)	As a percentage of (A+B+C) (VII)	Number of shares (VIII)	As a percentage (IX) = (VIII)/(IV)*100
(I)	(II)	(III)	(IV)	(V)	(VI)	(VII)	(VIII)	(IX) = (VIII)/(IV)*100
(A)	Shareholding of Promoter and Promoter Group ²							
1	Indian							
(a)	Individuals/ Hindu Undivided Family	8	753280	753280	5.11	5.11	0	0.00
(b)	Central Government/ State Government(s)	0	0	0	0.00	0.00	0	0.00
(c)	Bodies Corporate	1	75000	0	0.51	0.51	0	0.00
(d)	Financial Institutions/ Banks	0	0	0	0.00	0.00	0	0.00
	Sub Total(A)(1)	9	828280	753280	5.62	5.62	0	0.00
2	Foreign							
a	Individuals (Non-Residents Individuals/ Foreign Individuals)	0	0	0	0.00	0.00	0	0.00
b	Bodies Corporate	0	0	0	0.00	0.00	0	0.00
c	Institutions	0	0	0	0.00	0.00	0	0.00
d	Any Others(Specify)	0	0	0	0.00	0.00	0	0.00
	Sub Total(A)(2)	0	0	0	0.00	0.00	0	0.00
	Total Shareholding of Promoter and Promoter Group (A) = (A)(1)+(A)(2)	9	828280	753280	5.62	5.62	0	0.00
(B)	Public shareholding							
1	Institutions							

For Sonel Merchante Ltd

 Director

(a)	Mutual Funds/ UTI	0	0	0	0	0.00	0.00	0	0.00
(b)	Financial Institutions / Banks	0	0	0	0	0.00	0.00	0	0.00
(c)	Central Government/ State Government(s)	0	0	0	0	0.00	0.00	0	0.00
(d)	Venture Capital Funds	0	0	0	0	0.00	0.00	0	0.00
(e)	Insurance Companies	0	0	0	0	0.00	0.00	0	0.00
(f)	Foreign Institutional Investors	0	0	0	0	0.00	0.00	0	0.00
(g)	Foreign Venture Capital Investors	0	0	0	0	0.00	0.00	0	0.00
	Sub-Total (B)(1)	0	0	0	0	0.00	0.00	0	0
B 2	Non-institutions								
(a)	Bodies Corporate	23	9435615	954235	64.02	64.02	0	0	0
(b)	Individuals								
I	Individuals - i. Individual shareholders holding nominal share capital up to Rs 1 lakh	169	131905	80940	0.89	0.89	0	0	0
II	ii. Individual shareholders holding nominal share capital in excess of Rs. 1	68	3832675	2325735	26.00	26.00	0	0	0
(c)	N.R.I.(REPT & NON-REPT)	0	0	0	0	0	0	0	0
(c-i)	Clearing House/Public Trust	0	0	0	0	0	0	0	0
(c-ii)	Corporate Bodies - OCB	0	0	0	0	0	0	0	0
(c-iii)	Intermediary/Other Depository A/c	0	0	0	0	0	0	0	0
(c-iv)	Hindu Undivided Family	23	510050	510050	3.46	3.46	0	0	0
(c-v)	Clearing Members	0	0	0	0	0.00	0	0	0
(c-vi)	Qualified Foreign Investor -Individual	0	0	0	0	0	0	0	0
(c-vii)	Qualified Foreign Investor-Corporate	0	0	0	0	0	0	0	0
	Sub-Total (B)(2)	283	13910245	3870960	94.38	94.38	0	0	0
(B)	Total Public Shareholding (B)= (B)(1)+(B)(2)	283	13910245	3870960	94.38	94.38	0	0	0
	TOTAL (A)+(B)	292	14738525	4624240	100.00	100.00	0	0	0
(C)	Shares held by Custodians and against which Depository Receipts have been issued								
1	Promoter and Promoter Group	0	0	0	0	0	0	0	0

For Seal Merchante Ltd

Director

(1)(b) Statement showing holding of securities (including shares, warrants, convertible securities) of persons belonging to the category "Promoter and Promoter Group"

Sr.	Name of the	Details of Shares held		Encumbered shares (*)		Details of warrants		Details of convertible securities		Total shares (including underlying shares assuming full conversion of warrants and convertible securities) as a % of diluted share capital
		Number of shares held	As a % of grand total (A) +(B) +(C)	No.	As a percentage	As a % of grand total (A)+(B)+(C) of sub-clause (I)(a)	Number of warrants held	As a % of total number of warrants of the same class	Number of convertible securities held	
No.	shareholder									
(i)	(ii)	(iii)	(iv)	(v)	(vi)=(v)/(iii)*100	(vii)	(viii)	(ix)	(x)	(xi)
1	SHUBHAM SHOPPERS KHAZANA PRIVATE LIMITED	75000	0.51	0	0.00	0.00	0.00	0.00	0.00	75000
2	VISHNU MITTAL	50000	0.34	0	0.00	0.00	0.00	0.00	0.00	50000
3	DEEP CHAND SINGHAL	37500	0.25	0	0.00	0.00	0.00	0.00	0.00	37500
4	SUNITA BANSAL	37500	0.25	0	0.00	0.00	0.00	0.00	0.00	37500

For Sonu Mercantile Ltd

Director

5	GOPAL BANSAL	37500	0.25	0	0.00	0.00	0.00	0.00	0.00	0.00	0.00	0.00	0.00	0.00	0.00	0.00	0.00	37500
6	SUNIL KUMAR	180360	1.22	0	0.00	0.00	0.00	0.00	0.00	0.00	0.00	0.00	0.00	0.00	0.00	0.00	0.00	180360
7	CHEENA SINGHAL	33335	0.23	0	0.00	0.00	0.00	0.00	0.00	0.00	0.00	0.00	0.00	0.00	0.00	0.00	0.00	33335
8	GANGA DEVI BANSAL	33335	0.23	0	0.00	0.00	0.00	0.00	0.00	0.00	0.00	0.00	0.00	0.00	0.00	0.00	0.00	33335
11	SAVITIRI MITTAL	343750	2.33	0	0.00	0.00	0.00	0.00	0.00	0.00	0.00	0.00	0.00	0.00	0.00	0.00	0.00	343750
TOTAL		828280	5.62	0	0.00	0.00	0.00	0.00	0.00	0.00	0.00	0.00	0.00	0.00	0.00	0.00	0.00	828280

(*) The term "encumbrance" has the same meaning as assigned to it in regulation 28(3) of the SAST Regulations, 2011

For Sonali Mehta
Director

(1)(c)(i) Statement showing holding of securities (including shares, warrants, convertible securities) of persons belonging to the category "Public" and holding more than 1% of the total number of shares

Sr. No.	Name of the shareholder	Number of shares held	Shares as a percentage of total number of shares {i.e., Grand Total (A)+(B)+(C) indicated in Statement at para (1)(a) above}	Details of warrants		Details of convertible securities		Total shares (including underlying shares assuming full conversion of warrants and convertible securities) as a % of diluted share capital
				Number of warrants held	As a % of total number of warrants of the same class	Number of convertible securities held	% w.r.t total number of convertible securities of the same class	
1	LEENA INFOTECH PVT LTD	192000	1.30	0	0	0	0	192000
2	LILY INFRA TECH PVT LTD	937145	6.36	0	0	0	0	937145
3	ORION INFRA DEVELOPERS PVT. LTD.	771875	5.24	0	0	0	0	771875
4	ORION PROMMART PVT. LTD.	456250	3.10	0	0	0	0	456250
5	SHRI GANESH BUILDPRO PVT LTD	150000	1.02	0	0	0	0	150000
6	SHYAM BUILDPRO PVT LTD	360000	2.44	0	0	0	0	360000
7	TEASEL TRADERS PVT LTD	1018500	6.91	0	0	0	0	1018500

For Sonal Mehta

Director


8	VALUE DISTRIBUTORS PVT LTD	210000	1.42	0	0	0	0	0	210000
9	AMETHEST BUILDCON PRIVATE LIMITED	225000	1.53	0	0	0	0	0	225000
10	ARISE INFRA TECH PRIVATE LIMITED	225000	1.53	0	0	0	0	0	225000
11	SHRI GANESH BUILDPRO PRIVATE LIMITED	200000	1.36	0	0	0	0	0	200000
12	RADHEY INFRA DEVELOPERS PRIVATE LIMITED	225000	1.53	0	0	0	0	0	225000
13	RAMA KRISHNA INFRA TECH PRIVATE LIMITED	200000	1.36	0	0	0	0	0	200000
14	BULBUL BUILDCON PVT LTD	201000	1.36	0	0	0	0	0	201000
15	CHIRANJIV DISTRIBUTORS PVT LTD	2400000	16.28	0	0	0	0	0	2400000
16	HI-FASHION APPARELS PVT LTD	302860	2.05	0	0	0	0	0	302860
17	SANJAY KUMAR SHARMA	233670	1.59	0	0	0	0	0	233670
18	MAHARATHI STEEL PVT. LTD	188610	1.28	0	0	0	0	0	188610
19	KAPIL KUMAR AGGARWAL	150000	1.02	0	0	0	0	0	150000
20	NABKRI DEVELOPERS PRIVATE LIMITED	765625	5.19	0	0	0	0	0	765625
21	VISHNU MITTAL HUF	375000	2.54	0	0	0	0	0	375000
TOTAL		9787535	66.41	0	0	0	0	0	9787535

For Sonu Menon Ltd

Director

(D)(c)(ii) Statement showing holding of securities (including shares, warrants, convertible securities) of persons (together with PAC) belonging to the category "Public" and holding more than 5% of the total number of shares of the company

Sr. No.	Name(s) of the shareholder(s) and the Persons Acting in Concert (PAC) with them	Number of shares	Shares as a percentage of total number of shares {i.e., Grand Total (A)+(B)+(C) indicated in Statement at para (I)(a) above}	Details of warrants		Details of convertible securities		Total shares (including underlying shares assuming full conversion of warrants and convertible securities) as a % of diluted share capital
				Number of warrants	As a % total number of warrants of the same class	Number of convertible securities held	% w.r.t total number of convertible securities of the same class	
1	LILY INFRA TECH PVT LTD ORION INFRA DEVELOPERS PVT. LTD.	937145	6.36	0	0	0	0	937145
2	TEASEL TRADERS PVT LTD	771875	5.24	0	0	0	0	771875
3	CHIRANJIV DISTRIBUTORS PVT LTD	1018500	6.91	0	0	0	0	1018500
4	NABKRI DEVELOPERS PRIVATE LIMITED	765625	5.19	0	0	0	0	765625
5	PRIVATE LIMITED	765625	5.19	0	0	0	0	765625
TOTAL		5893145	39.98	0	0	0	0	5893145

For Sonal Mercantile Ltd

 Director

(I)(d) Statement showing details of locked-in shares

Sr. No.	Name of the shareholder	Number of locked-in shares	Locked-in shares as a percentage of total number of shares {i.e., Grand Total (A)+(B)+(C) indicated in Statement at para (I)(a) above}	PROMOTER / PROMOTER GROUP / PUBLIC
1	NIL		0.00	
TOTAL		0	0.00	


For Sonal Mercantile Ltd

Director

(II)(a) Statement showing details of Depository Receipts (DRs)

Sr. No.	Type of outstanding DR (ADRs, GDRs, SDRs, etc.)	Number of outstanding DRs	Number of shares underlying outstanding DRs	Shares underlying outstanding DRs as a percentage of total number of shares {i.e., Grand Total (A)+(B)+(C) indicated in Statement at para (I)(a) above}
1	Not applicable			0.00
TOTAL		0	0	0.00


For Sonal Mercantile Ltd


Director

(II)(b) Statement showing holding of Depository Receipts (DRs), where underlying shares by "promoter/promoter group" are in excess of 1% of the total number of shares

Sr. No.	Name of the DR Holder	Type of outstanding DR (ADRs, GDRs, SDRs, etc.)	Number of shares underlying outstanding DRs	Shares underlying outstanding DRs as a percentage of total number of shares {i.e., Grand Total (A)+(B)+(C) indicated in Statement at para (I)(a) above}
1	Not applicable			0.00
TOTAL			0	0.00

For Sonal Mercantile Ltd


Director